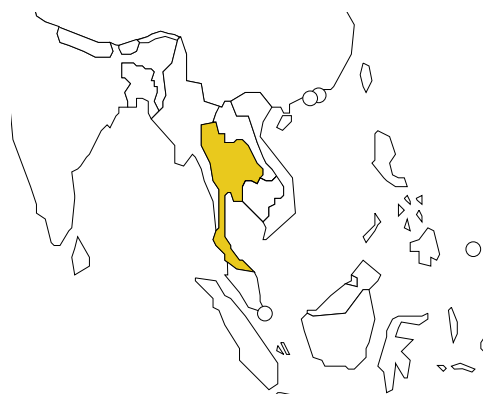


# THAILAND

Population: **63 883 662**

Income group: **Middle**

Gross national income per capita: **\$3 400**



INSTITUTIONAL FRAMEWORK	
<b>Lead agency</b> Funded in national budget	Road Safety Operation Center Yes
<b>National road safety strategy</b> Measurable targets Funded	Yes Yes Yes

NATIONAL LEGISLATION	
<b>Speed limits set nationally</b> Local authorities can set lower limits Maximum limit urban roads Enforcement <sup>a</sup>	Yes Yes 80 km/h 0 1 <b>2</b> 3 4 5 6 7 8 9 10
<b>Drink-driving law</b> BAC limit – general population BAC limit – young or novice drivers Random breath testing and/or police checkpoints Road traffic deaths involving alcohol Enforcement <sup>a</sup>	Yes 0.05 g/dl 0.05 g/dl Yes 4% <sup>b</sup> 0 1 2 3 4 <b>5</b> 6 7 8 9 10
<b>Motorcycle helmet law</b> Applies to all riders Helmet standards mandated Helmet wearing rate Enforcement <sup>a</sup>	Yes Yes <sup>c</sup> Yes 27% <sup>d</sup> 0 1 2 3 <b>4</b> 5 6 7 8 9 10
<b>Seat-belt law</b> Applies to all occupants Seat-belt wearing rate Enforcement <sup>a</sup>	Yes No 56% Front, 3% Rear <sup>e</sup> 0 1 2 3 4 <b>5</b> 6 7 8 9 10
<b>Child restraints law</b> Enforcement <sup>a</sup>	No n/a

<sup>a</sup> Enforcement score represents consensus based on professional opinion of respondents, on a scale of 0 to 10 where 0 is not effective and 10 is highly effective.  
<sup>b</sup> 2007, Based on sentinel surveillance. Deaths in hospital only, does not include deaths at the crash scene.  
<sup>c</sup> Some exceptions.  
<sup>d</sup> 2005, Behavioural Risk Factor Surveillance System.  
<sup>e</sup> 2005, Behavioural Risk Factor Surveillance System (data for front-seat occupants); 2005, Asian Institute of Technology (data for rear-seat occupants).

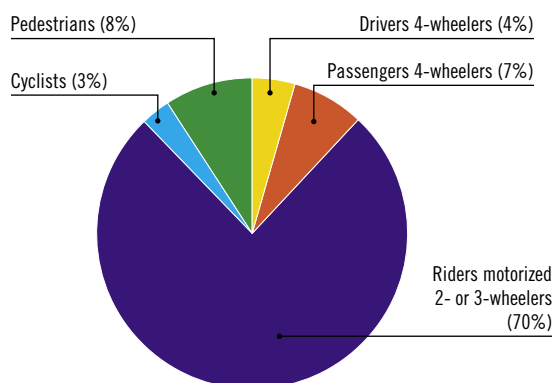
VEHICLE STANDARDS	
<b>Car manufacturers required to adhere to standards on</b> Fuel consumption Seat-belt installation for all seats	No No
ROAD SAFETY AUDITS	
Formal audits required for major new road construction projects Regular audits of existing road infrastructure	No No
PROMOTING ALTERNATIVE TRANSPORT	
National policies to promote walking or cycling National policies to promote public transportation	No (subnational) Yes

POST-CRASH CARE	
Formal, publicly available pre-hospital care system National universal access number	Yes Yes

DATA
<b>Reported road traffic fatalities (2007)</b> 12 492 <sup>f</sup> (78% males, 22% females)
<b>Reported non-fatal road traffic injuries (2006)</b> 973 104 <sup>g</sup>
<b>Costing study available</b> Yes (deaths and injuries)

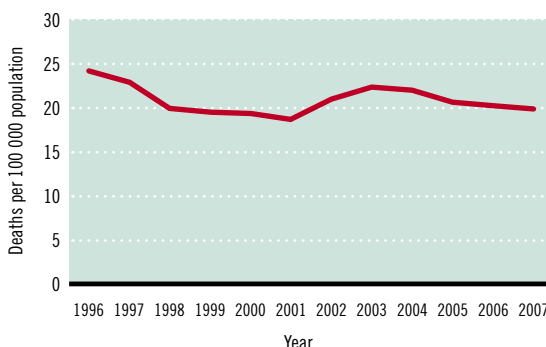
<sup>f</sup> Police data, defined as died at the crash scene.  
<sup>g</sup> Health data.

## DEATHS BY ROAD USER CATEGORY



Source: 2007, Injury Surveillance (sentinel sites), Bureau of Epidemiology, Ministry of Public Health

## TRENDS IN ROAD TRAFFIC DEATHS



Source: Police Information System Center, Royal Thai Police

REGISTERED VEHICLES	
<b>25 618 447</b> total (2007)	
Motorcars	14%
Motorized 2- and 3-wheelers	63%
Minibuses, vans, etc. (seating <20)	19%
Trucks	3%
Buses	<1%
Other	1%